



the App

What you can do with your App; how to get it and set it up; finding your way around the App; getting your settings right; what's 'My Premises' and 'Push to Talk'?; watch the video

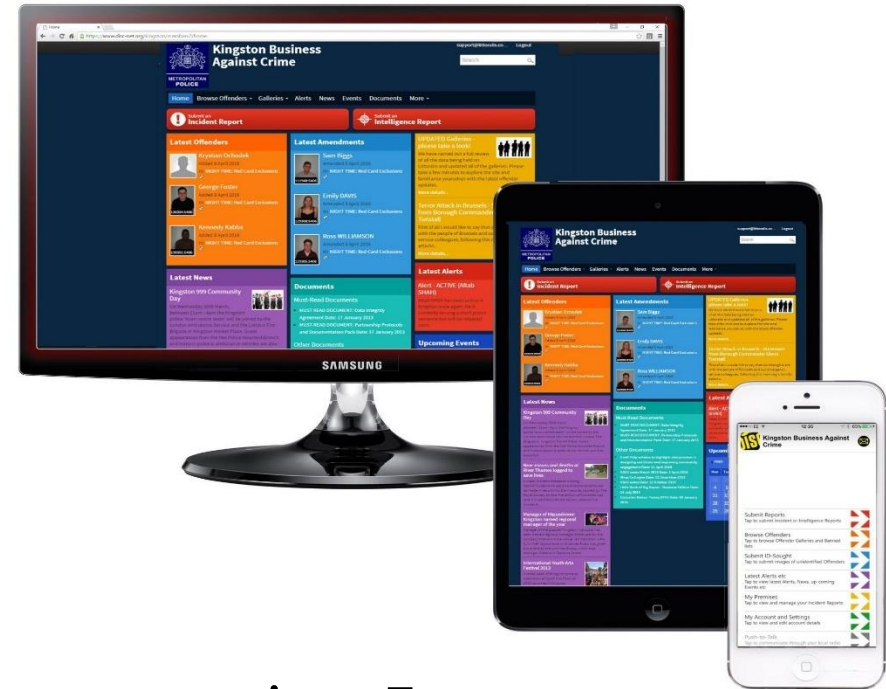


The DISC App

With your DISC App you can:

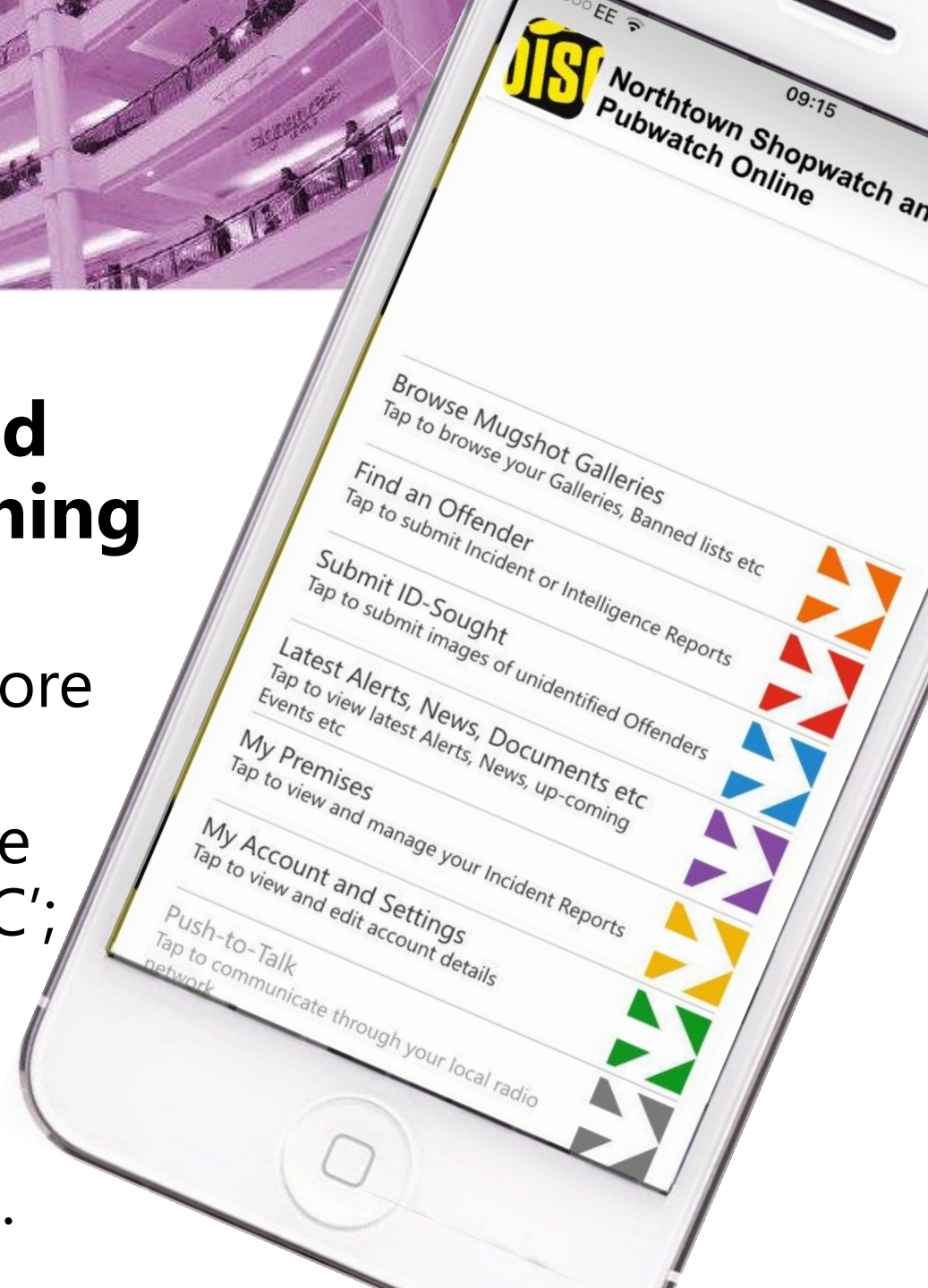
- Submit Incident and Intelligence Reports quickly and easily
- Access all your Partnership's information on your Smartphone:
 - Banned Lists
 - Mugshots
 - Offender profiles
 - Local security News, Alerts, Documents, up-coming Events
 - ID-Sought images

...where and when you need to!



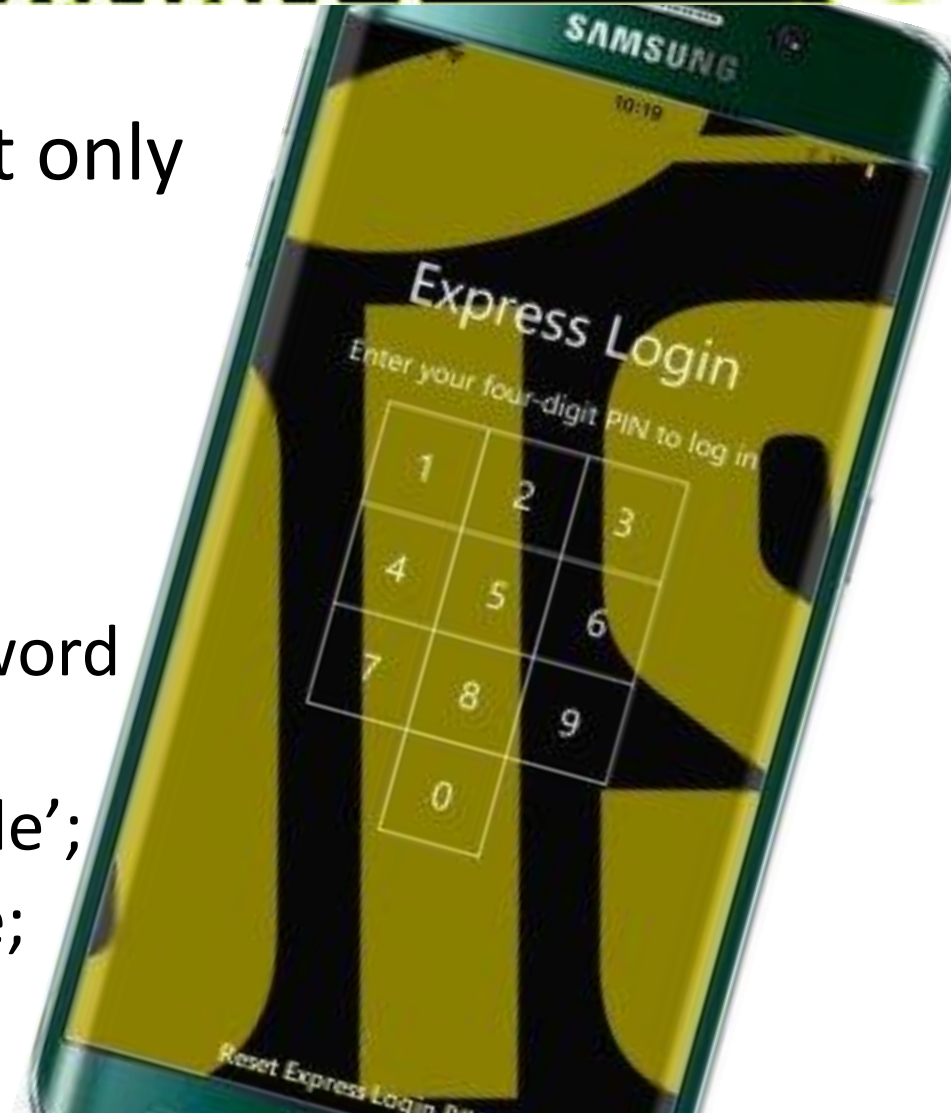
Getting the App...

- **The App is available for iPhone and iPad, and for Android devices running on Android version 5.1 and above**
 - **For iPhone and iPad:** go to the AppStore and search for 'Littoralis DISC';
 - **For Android devices:** go to the Google Play store and search for 'Littoralis DISC'; if you can't see the App in the store then your device is probably using an Android Version older than 5.1 (such as Version 5.0, Version 4, Version 3 etc).

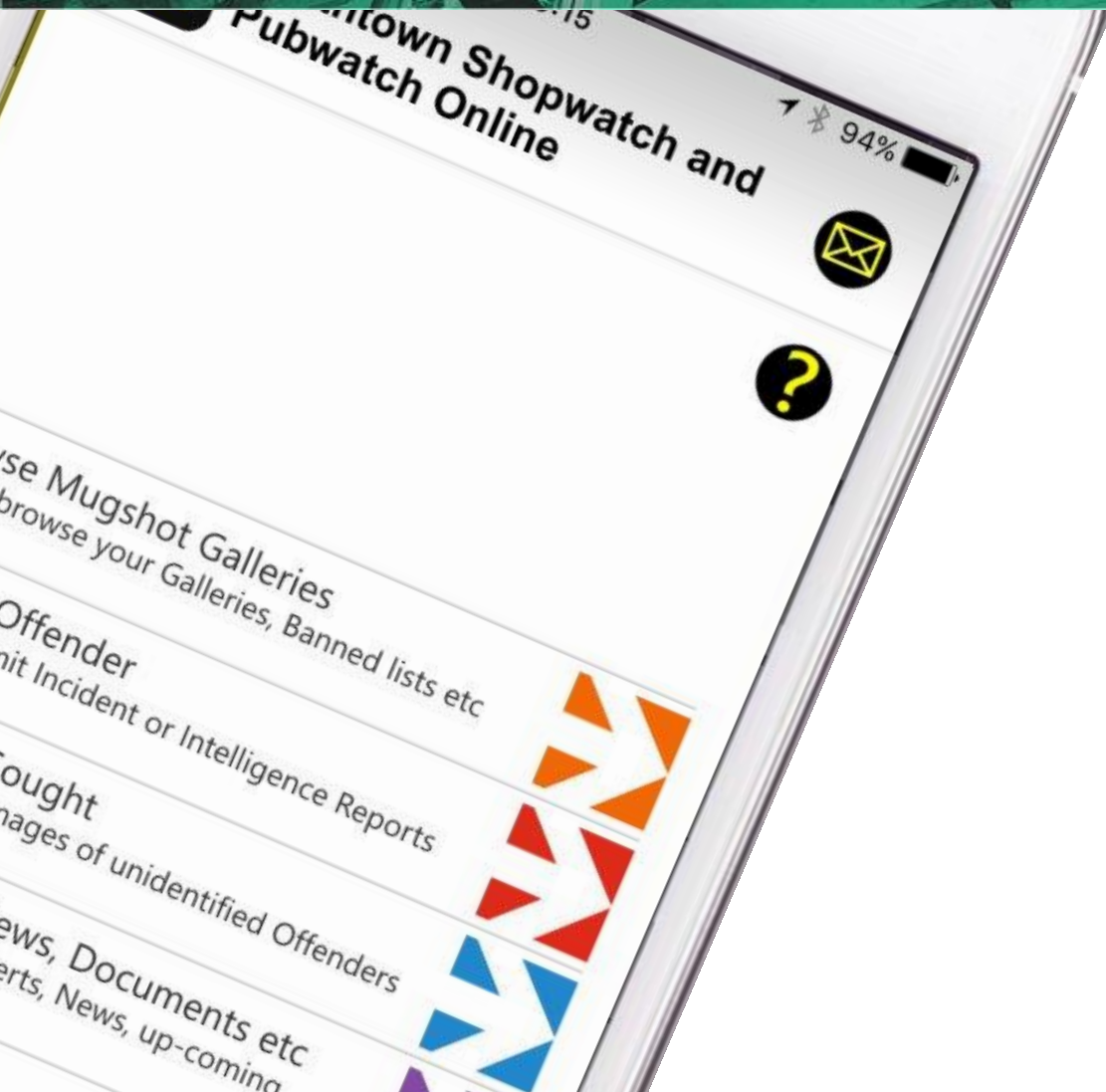


Setting up your App

- **Anyone can download the DISC App** – but only authorised DISC users can make it work!
- **Logging in for the first time:**
 - Install the App and open it;
 - Follow the on-screen instructions;
 - Be sure to enter the email address and password which you currently use to access DISC;
 - Set up your own four-digit 'Express Login code';
 - To re-set your Express Login code at any time; tap on 'Reset Express Login PIN' at the bottom of the Express Login page.



Finding your way round the App



Tap on the ? Icon at the top of the homescreen to read about:

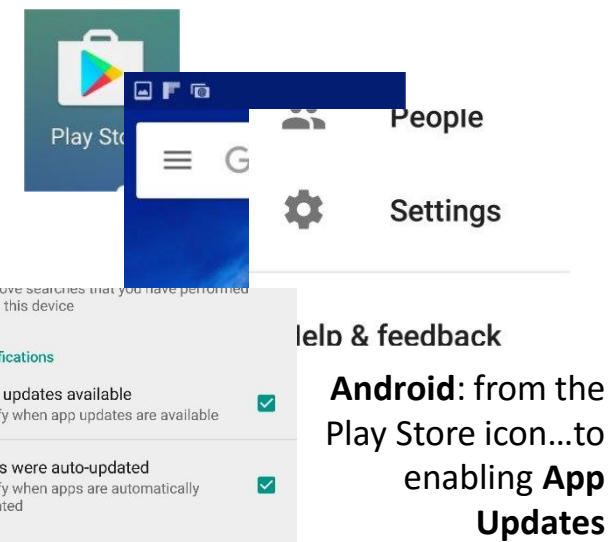
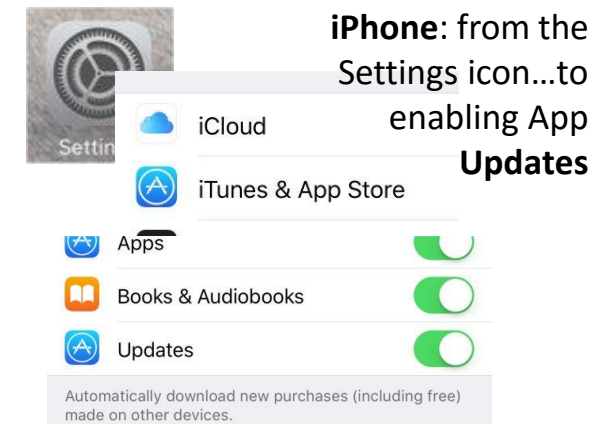
- What the DISC App is
- Security
- Navigating your App
- 'Six Options pop-up'
- My Premises
- My Account & Settings
- Push to Talk
- More Information

Settings: make the most of the App

To make the most of your DISC App you need to make sure your settings are right

- Make sure '**Push Notifications**' are enabled:
 - In your iPhone or Android* device go to Settings → Notifications → DISC Icon → switch on 'Notifications';
- Make sure your **DISC App is updated** when a new version is made available:
 - In your iPhone go to Settings → iTunes & App Stores → select 'Updates' for Automatic Downloads;
 - In your Android* device, open Google Play → tap the 'hamburger' icon (three horizontal lines) at top-left → tap Settings → tap 'Auto-update apps'

* Your Android device may vary slightly



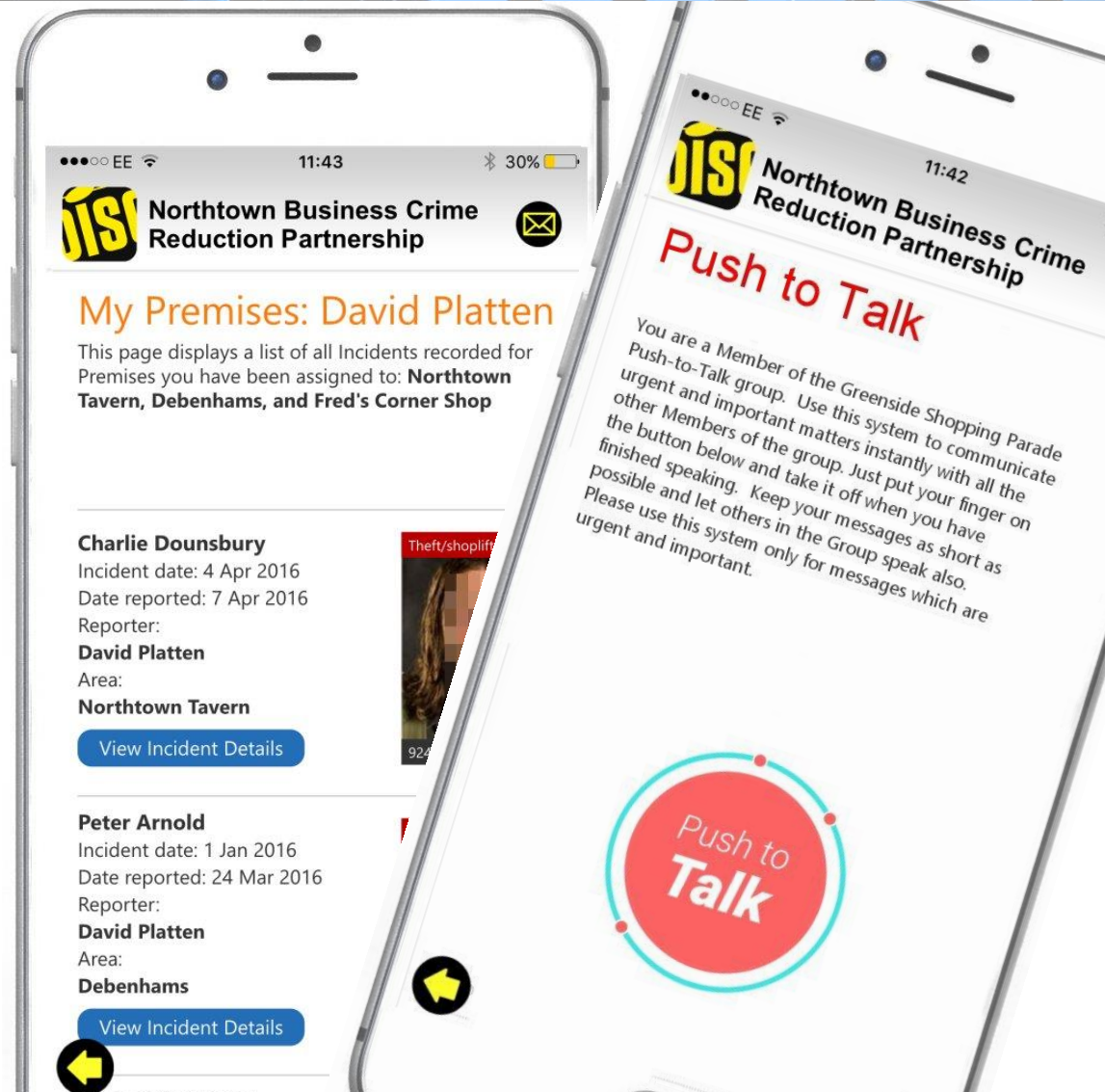
What's 'My Premises' and 'Push to Talk'?

The 'My Premises' button on your homescreen:

- May be greyed-out if this function is not available to you;
- Enables you to keep your own Incident Book on your App;
- Contact your Administrator for more information.

The 'Push to Talk' button on your homescreen:

- Is greyed-out because Push to Talk will be available only in the next major version of the DISC App;
- Low-cost local voice communication system for urgent and important matters.



Watch the App...

- [Click here to watch an online video showing the DISC App in action](#)

Tel: (0) 1273 900468

Email: enquiries@littoralis.com

Website: www.littoralis.com

Littoralis™